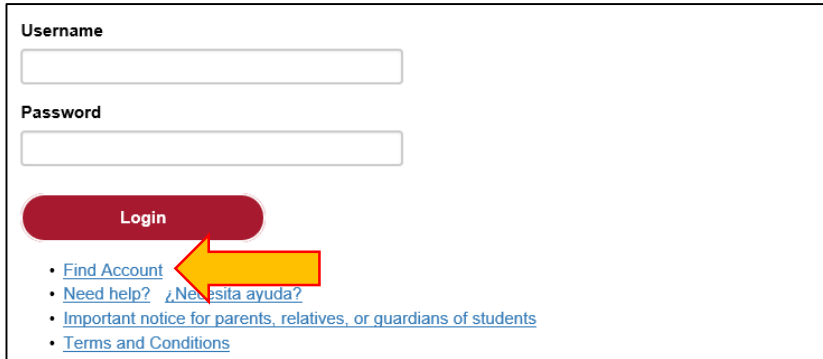


Pipeline Login Instructions

The first time you login to Pipeline, you will need to find your username and create a password.

Step 1. Go to www.sbcc.edu/pipeline

Step 2. Click on “Find Account”.



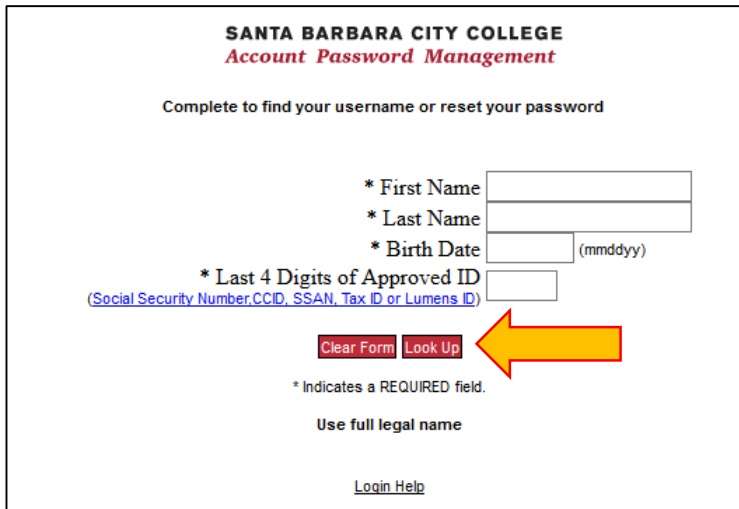
Username

Password

Login

- [Find Account](#)
- [Need help? ¿Necesita ayuda?](#)
- [Important notice for parents, relatives, or guardians of students](#)
- [Terms and Conditions](#)

Step 3. Refer to your “Register for Classes” email to fill in your information.
Then click “Look Up”.



SANTA BARBARA CITY COLLEGE
Account Password Management

Complete to find your username or reset your password

* First Name

* Last Name

* Birth Date (mmddyy)

* Last 4 Digits of Approved ID
(Social Security Number, CCID, SSAN, Tax ID or Lumens ID)

* Indicates a REQUIRED field.

Use full legal name


[Login Help](#)

Step 4. Follow the prompts to find your username, set up your account, and create a unique password.

IMPORTANT! Take a picture or screenshot of your username.

Need help?

If you get an error message:



No records were found matching the information you submitted

Contact your [Advisor](#).