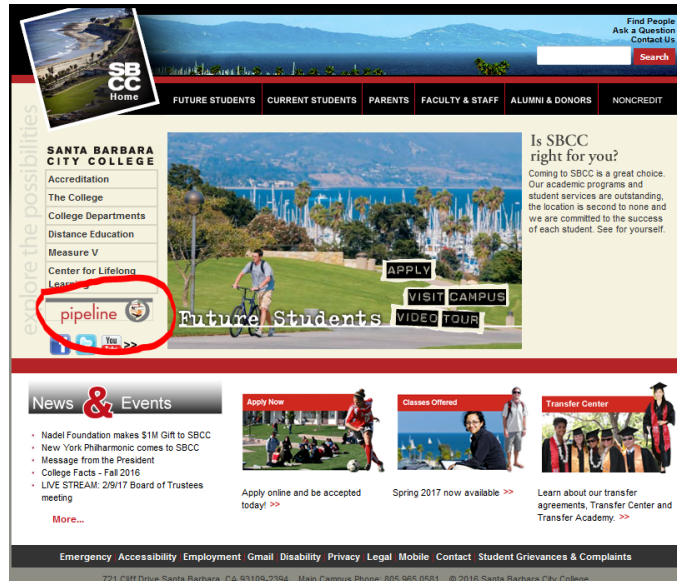


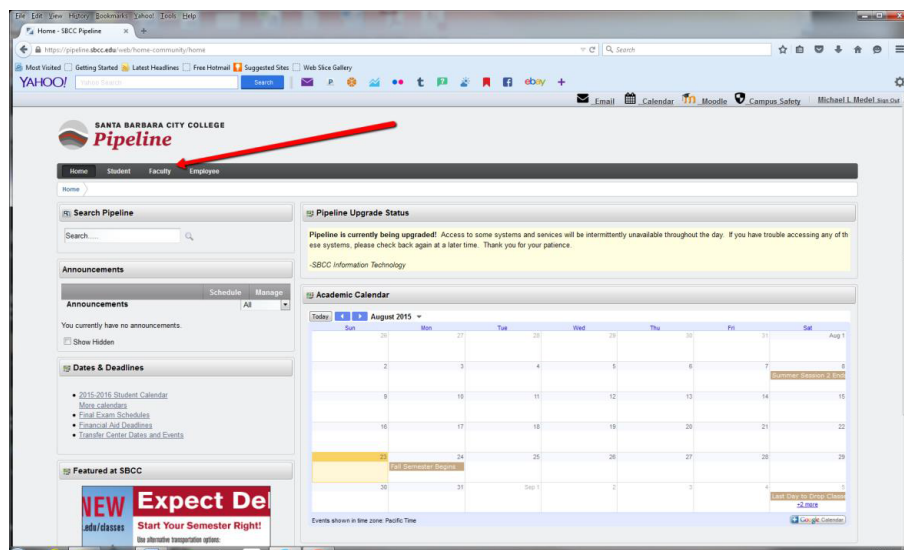
One College: Accessing Class Rosters

Check and print rosters regularly to ensure attending students are officially registered.

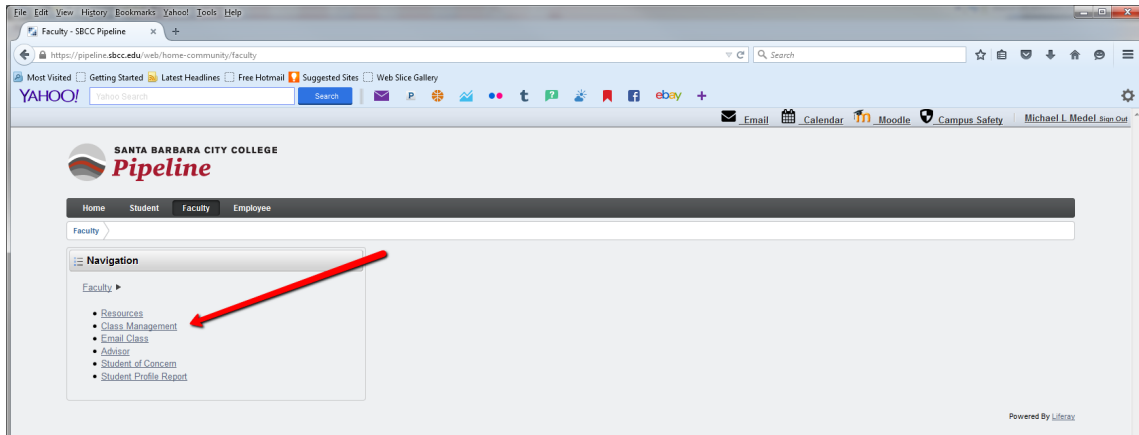
Login to your SBCC Pipeline at <http://www.sbcc.edu/>. If you need assistance in logging in to your Pipeline, follow the instructions at “START HERE”.



Select the “Faculty” tab.



Click on “Class Management” and then “Current Class Rosters”.



Select the term, select the class roster that you would like to display for print and click “Create Roster”.

Print Your Own

<div>Fall 2015 Summer II 2015 Summer I 2015</div> <div>Select Term</div> <div>If you would like a different term, please select a term from the above menu and press the SELECT TERM button.</div>	<div>Term is set for: Summer II 2015</div> <div>Select by CRN Select 1 or more CRN's. Press the create rosters button when ready Create Roster(s) Reset</div> <table border="1"><thead><tr><th>CRN</th><th>COURSE</th><th>TITLE</th><th>START</th><th>END</th><th>ENROLLED</th></tr></thead><tbody><tr><td><input checked="" type="checkbox"/></td><td>80652</td><td>HSBI 030</td><td>Biology</td><td>29-JUN-15</td><td>08-AUG-15</td><td>5</td></tr></tbody></table>	CRN	COURSE	TITLE	START	END	ENROLLED	<input checked="" type="checkbox"/>	80652	HSBI 030	Biology	29-JUN-15	08-AUG-15	5
CRN	COURSE	TITLE	START	END	ENROLLED									
<input checked="" type="checkbox"/>	80652	HSBI 030	Biology	29-JUN-15	08-AUG-15	5								

RELEASE: 8.5.3

						<div>Dropped Students As of: 19-MAY-2015 02:35:15</div>																													
Seats	Taken	Avail	WList	Taken	Avail	Week																													
25	5	20	0	0	0	Date																													
						Reg	Cr	M	T	W	R	F	S	M	T	W	R	F	S	M	T	W	R	F	S	M	T	W	R	F	S				
1						ID																													
2																																			
3																																			
4																																			