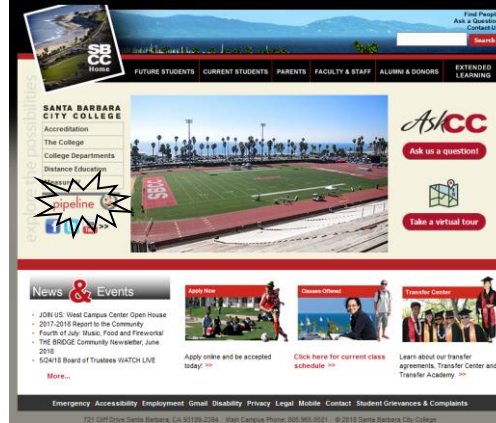


How to lookup your username and create a password

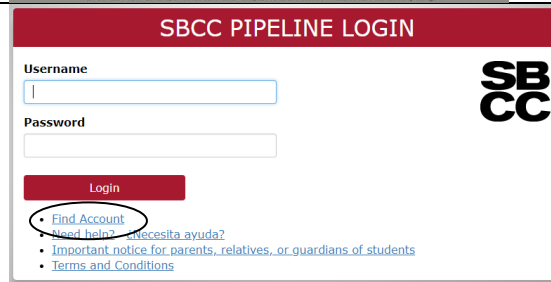
Go Santa Barbara City College web site: <http://www.sbcc.edu/>

Click on the pipeline link



The screenshot shows the Santa Barbara City College homepage. In the top left navigation menu, the 'Pipeline' link is highlighted with a starburst graphic. Other navigation links include 'Future Students', 'Current Students', 'Parents', 'Faculty & Staff', 'Alumni & Donors', and 'Extended Learning'. The main content area features a large image of a baseball field and several news and event snippets.

Click on the 'Find Account' link



The screenshot shows the 'SBCC PIPELINE LOGIN' page. It has a red header with the SBCC logo. Below the header are input fields for 'Username' and 'Password', and a 'Login' button. A list of links is provided below the login button, with 'Find Account' circled in red. The other links are 'Need help? ¿Necesita ayuda?', 'Important notice for parents, relatives, or guardians of students', and 'Terms and Conditions'.

Fill in the fields and click on lookup.

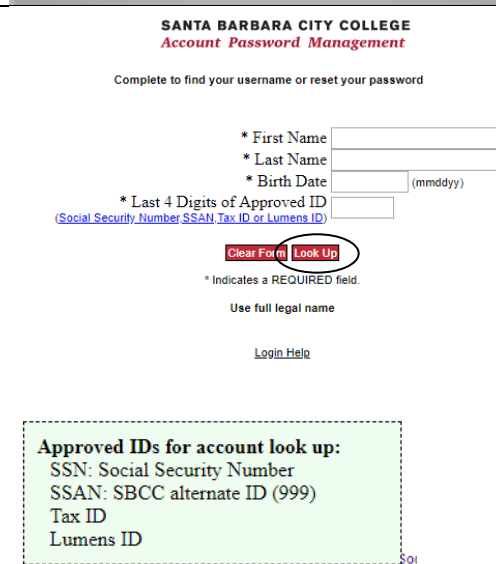
*Note: last 4 digits of approved ID

SSN – could possibly be on your account if you took credit classes in the past.

SSAN – would be old/new students who did not provide their SSN.

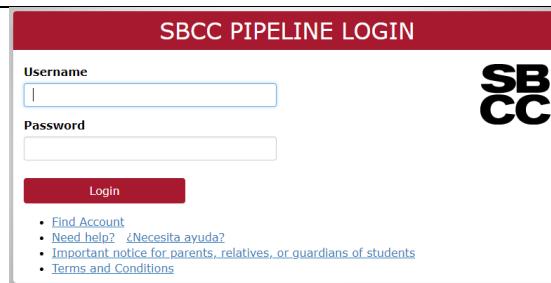
Lumens ID – would be only for certain students* who had their noncredit record transferred to the college registration system. *students who were enrolled between 2009-2015 in : ESL, AHS/GED, Computer, Short term vocational (Career Skills), or PCWS courses

If you do not know your approved ID number, please visit either the Schott or Wake campus with photo ID to obtain the number assigned to your account.



The screenshot shows the 'SANTA BARBARA CITY COLLEGE Account Password Management' page. It has a red header with the SBCC logo. Below the header is a section titled 'Complete to find your username or reset your password'. It contains input fields for 'First Name', 'Last Name', and 'Birth Date' (with a '(mmddyy)' label). Below these is a field for '* Last 4 Digits of Approved ID' with a link '(Social Security Number SSAN Tax ID or Lumens ID)'. There are 'Clear Form' and 'Look Up' buttons, with 'Look Up' circled in red. A note below the buttons states '* Indicates a REQUIRED field.' and a 'Login Help' link is at the bottom.

Follow the prompts carefully to select and answer secret questions, create your password, and you may be prompted to add three additional types of information - mobile phone, alternate email address, and mobile authenticator enrollment. These are completely optional and you may select to SKIP and mark DON'T ASK AGAIN during your initial setup, though we encourage you to setup one or more of these options for an additional layer of security. Once you've retrieved your username and setup your password, go back to the pipeline link to log in.



This screenshot is identical to the one above, showing the 'SBCC PIPELINE LOGIN' page with the 'Look Up' button circled in red.